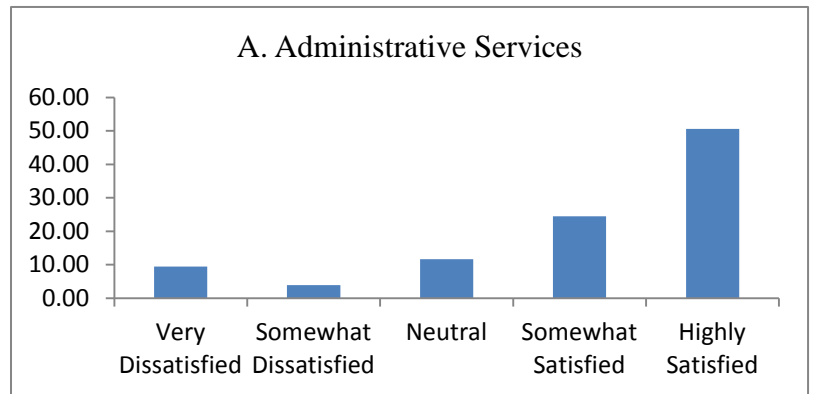


2.7.1. Students' Satisfaction Survey

A. Administrative Services:

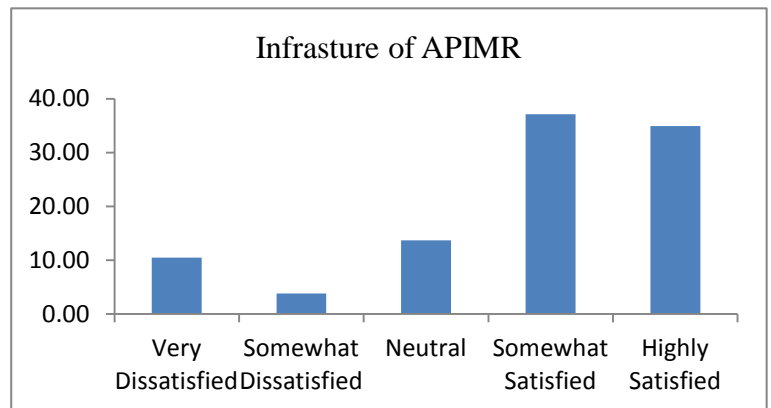
	A. Administrative Services
Very Dissatisfied	9.44
Somewhat Dissatisfied	3.89
Neutral	11.67
Somewhat Satisfied	24.44
Highly Satisfied	50.56



We have received 45 responses. The 50.56% of students are highly satisfied about the administrative services of the institute. 24.44% are satisfied and few students, 9.44% are highly dissatisfied. The overall, the maximum portion of the students are satisfied about the services of the APIMR.

B. Infrastructure of APIMR

	Infrastrure of APIMR
Very Dissatisfied	10.48
Somewhat Dissatisfied	3.81
Neutral	13.65
Somewhat Satisfied	37.14
Highly Satisfied	34.92

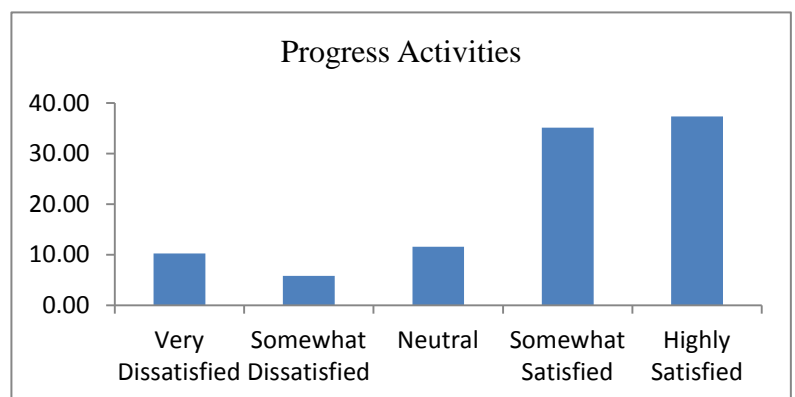


The 45 students have participated to rate infrastructure of the APIMR. The 34.92% of the students are highly satisfied, 37.14% of are somewhat satisfied, 3.81% are somewhat dissatisfied and the remaining 10.48% are highly dissatisfied about the infrastructure of the institute. The maximum students have rated the feedback in an affirmative way, i.e. overall, the students are satisfied with the infrastructure.

C. Progress Activities:

	Progress Activities
Very Dissatisfied	10.22
Somewhat Dissatisfied	5.78
Neutral	11.56
Somewhat Satisfied	35.11
Highly Satisfied	37.33

The institute has received 45 feedback forms from the students. 37.33% of the students are highly satisfied about the activities at the institute. 35.11% are somewhat satisfied, 11.56% have responded neutrally, 5.78% are somewhat



dissatisfied and 10.22% are highly dissatisfied about the institute's various activities. The overall feedback given by the students are in a positive manner. It says, the maximum students are satisfied with the various activities of the institute.

The 45 students have given a feedback on the administrative services, infrastructure, and the various activities of the institute. The students, overall, are satisfied with these dimensions of the institute and rated it in a positive manner.